


City South Miami



Public Works Department
4795 SW 75th Avenue
Miami, FL 33155
Phone: 305 663 6350

AUTOMATED RESIDENTIAL GARBAGE COLLECTION



Starting April 5, 2004

AUTOMATED RESIDENTIAL GARBAGE COLLECTION



**Starting
April 5, 2004**

Dear Resident:

In accordance with the approved 2003-04 budget, the City will implement the automated residential garbage collection system, starting April 5, 2004.

Before we begin this system, the City will deliver a 96-gallon container (cart-on-wheels) to your home for which you will be charged \$50.⁰⁰. You will no longer be able to use personal garbage cans.

You will use the container to dispose your residential garbage. You are to use it for garbage, trash and yard waste, as long as these are bagged and as long as the container is able to close. Note that these containers hold as much as 3 standard garbage cans and are on wheels for easy movement.

Your service collection days will not change. We will still collect garbage twice a week, just as we do now. In addition, we will still pick up large bulky waste items and large tree cuttings according to the schedule we currently use.

Reports from other communities indicate that residents like the idea of using these containers because they are on wheels, have an attached lid, and improve the appearance of the neighborhood by reducing litter associated with bag or can breakage.

An information card will be provided with the container when it is delivered to you. Please take time to read it before placing it at curbside for collection. Our aim is to provide you with better service and a cleaner community.

If you have any questions about the service or need assistance with using or placing your garbage container, please let us know.

Public Works Department
Phone: 305 663 6350

WHAT IS AUTOMATED COLLECTION?

The City of South Miami currently provides manual garbage collection. Automated collection is a new system of residential garbage and trash collection that requires a special vehicle and container. The truck is equipped with a lifting mechanism that reaches to the container, lifts and empties the contents and returns the container to its original position. The driver never leaves the truck cab, but controls the entire operation from the driver's seat. The entire process takes approximately 50 seconds. After collection, the resident is responsible for rolling the container to its storage place.

Each home will be provided with a special garbage container on wheels, which the resident will roll to the curbside on collection day. All residents will be billed for the container at a one-time fee of \$50.⁰⁰.

HOW WILL AUTOMATED COLLECTION WORK FOR ME?

Residents will bag their household garbage, put it into the wheeled container and place it at curbside prior to 7:00 AM on collection day. Bulky waste and large tree cuttings will be collected separately, according to the current schedule.

MAY I USE MY OLD GARBAGE CONTAINER?

No, because the automated truck can only pick up the new containers. The wheeled containers have a volume of 96 gallons and should adequately hold your garbage and trash. If you require another container, it will be available to be purchased for \$50.⁰⁰.

HOW WILL I GET MY NEW CONTAINER?

Your container will be delivered to your residence with information describing its care and usage. The container will have the City seal and will be assigned to your address by a serial number, which will be hot stamped on the container.

WHAT GARBAGE / TRASH CAN BE PLACED IN MY CONTAINER?

Your typical household garbage and trash, including your yard trimmings such as grass and leaves, may be placed in the container, as long as the lid can close. We encourage you to place garbage and trash in plastic bags and to occasionally rinse out your container in the interest of cleanliness.



**NO ROCKS
OR DIRT**



**NO BUILDING
DEBRIS**



**NO
FLAMMABLES**

WHERE DO I PLACE MY CONTAINER ON COLLECTION DAY?

Your container should be placed at curbside and facing the street, at least 3 feet from parked cars, poles, fire hydrants, mailboxes or other obstacles.

If the driver is unable to access the container, your garbage and trash will not be collected.



HOW DO I MAINTAIN AND TAKE CARE OF MY CONTAINER?

Caring for the container will help control the operating costs and keep your cost to a minimum. Do not paint or deface the container. Neatly placed address numbers are acceptable only on the underneath side of the container's lid.

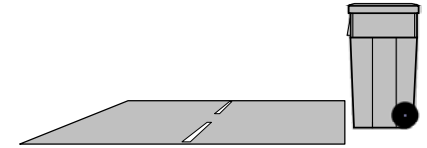
Note that the container may be pretty heavy when filled with garbage and trash, so store it on the flat grounds in order not to easily tumble. For your children's safety, do not allow them to play near or inside containers at any time.

If you damage the container, you will be responsible for paying for a replacement. If it is damaged in the collection process, we will replace it free of charge. If the container is stolen from your residence, you must report this to the police department. The City will replace stolen containers only with a copy of the police report.


The container is issued to a specific address and must not be removed from the premises. The container is to be left for use by the next resident.

TIPS FOR USING YOUR NEW 96-GALLON CONTAINER


- 1 Make sure that the garbage container is positioned with the opening facing the street, and close to the edge of pavement.



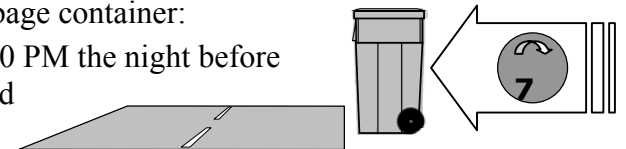
- 2 Keep the garbage container at least 3 feet away from fences, trees, poles, cars, and any other obstacles.



- 3 All garbage must be bagged and tied for the health and safety of our crews.



- 4 Take out the garbage container:
 - as early as 7:00 PM the night before the pickup; and
 - not later than 7:00 AM the day of pickup.



If you have any questions about the service or need assistance with using or placing your garbage container, please let us know.

**Public Works Department
Phone: 305 663 6350**